

Sayın Acentemiz,

11 Ekim 2022 tarihi itibari ile TIMATIC VIZE kuralları geçerlidir. (timatic update henüz gerçekleşmediğinden asagidaki liste ve link üzerinden gerekli kontrolleri sağlayabilirsiniz.)

[Exemption of Visa \(Short-Term Stay\) | Ministry of Foreign Affairs of Japan \(mofa.go.jp\)](#)

68 Countries and Regions for Visa Exemptions

Asia	Europe
Brunei (14 days)	Andorra
Indonesia (Note 1)	Austria (Note 6)
Malaysia (Note 2)	Belgium
Republic of Korea	Bulgaria
Singapore	Croatia
Thailand (Note 2) (15 days)	Cyprus
Hong Kong (Note 3)	Czech Republic

68 Countries and Regions for Visa Exemptions

Asia	Europe
Macao (Note 4)	Denmark
Taiwan	Estonia
North America	Finland
Canada	North Macedonia
United States	France
Latin America and the Caribbean	Germany (Note 6)
Argentina	Greece
Bahamas	Hungary

68 Countries and Regions for Visa Exemptions

Asia	Europe
Barbados (Note 5)	Iceland
Chile	Ireland (Note 6)
Costa Rica	Italy
Dominican Republic	Latvia
El Salvador	Liechtenstein (Note 6)
Guatemala	Lithuania
Honduras	Luxembourg
Mexico (Note 6)	Malta

68 Countries and Regions for Visa Exemptions

Asia	Europe
Surinam	Monaco
Uruguay	Netherlands
Oceania	Norway
Australia	Poland
New Zealand	Portugal
Middle East	Romania
Israel	San Marino
Turkey (Note 5)	Serbia (Note 2)

68 Countries and Regions for Visa Exemptions

Asia	Europe
United Arab Emirates (Note 7)	Slovakia
Africa	Slovenia
Lesotho (Note 5)	Spain
Mauritius	Sweden
Tunisia	Switzerland (Note 6)
	United Kingdom (Note 6)

11 Ekim 2022 tarihli TK198 seferini takiben uygulanacak şekilde; Japonya'ya seyahat edecek olan yolcuların, otorite tarafından kabul edilen (kabul edilen aşı listesi aşağıda yer almaktadır) 3 doz aşıya sahip yolcuların, PCR testi sunması zorunluluğu kalkmıştır.

Yolcuların sunacağı 3 doz aşı sertifikalarının;

- Japonca ya da İngilizce (değilse PCR testindeki gibi ilave tercüme kopyası eşliğinde) olması;
- Resmi bir kurum yahut otorite tarafından düzenlemiş olması zorunludur.
- Şayet yolcu, aşı belgesi olduğunu beyan etse dahi kanıtlayamıyor ya da gösteremiyorsa, PCR testi zorunluluğuna tabiidir.
- Sadece 3. Doz sertifikası yeterli değildir, yapılmış olan 3 dozun da belgesinin ibrası zorunludur.
- 3. Dozun üzerinden kaç gün geçtiğinin, yapılacak yeni bir anonsa kadar önemi yoktur.

Tek 1 doz olsa da 2 doz kadar efektif kabul edilen aşılarda;

JCOVDEN (JANSSEN)
CONVIDECIA (CANSINO BIOLOGICS)

Kabul edilen 3. Doz aşılarda;

COMIRNATY (PHIZER – BIONTECH – FOSUN PHARMA)
SPIKEVAX (MODERNA)
VAXZEVRIA (ASTRAZENECA)
COVIDSHIELD (SERUM INSTITUTE OF INDIA)
COVAXIN (BHARAT BIOTECH)
NUVAXOVID (NOVAVAX)
COVAVAX (SERUM INSTITUTE OF INDIA)
COVILO (SINOPHARM / BEIJING INSTITUTE OF BIO. PROD.)
CORONAVAC (SINOVAC)

3 doz aşısı olmayan yahut kanıtlayamayan, PCR testine tabii yolcuların testlerinin uygunluk şartları;

- 1- Yolcunun adı/soyadı
- 2- Doğum tarihi (yahut pasaport numarası)
- 3- Numune alım yöntemi (kabul edilen yöntemler)
- 4- Test metodu
- 5- Negatif sonuç ibaresi
- 6- Numune alım tarih & saati
- 7- Test sonuç tarihi
- 8- Testin yapıldığı merkez, hastane vb. adı

PCR testinin geçerli numune alım yöntemleri tablosu aşağıdaki gibidir;

Quarantine station, Ministry of Health, Labour and Welfare, Government of Japan	
(2022. 6. 10)	
Requirements for Certificate of Testing for Entering Japan	
※Only test certificates which show the results of the test using valid samples and testing methods below are valid.	
Valid	Invalid
<p>Sample:</p> <ul style="list-style-type: none">● Nasopharyngeal/Nasopharynx/NP (Swab/smear)● Rhinopharyngeal/Rhinopharynx (Swab/smear)● Nasal Swab※Nasal Swab is valid when the test method is NAAT. (Anterior nasal/nares)● (Deep throat)Saliva sample● Nasopharyngeal (※) (and /, /+) oropharyngeal(throat) (swab /smear)/NP&OP (Naso and oropharyngeal/Rhino and oropharyngeal/oro and nasopharyngeal (※))(※) Nasopharyngeal/Nasopharynx/Rhinopharyngeal/Rhinopharynx	<ul style="list-style-type: none">● Oral (swab/smear)● Throat (swab/smear)● Gargle Water● Mixture of sample "A" and "B" "A" and "B" show all types of sample(except nasopharyngeal and oropharyngeal(swab/smear)). <p><Example></p> <ul style="list-style-type: none">➢ Nasal and throat (swab/smear)➢ Pharyngeal and nasal (swab/smear)➢ Nasal and oropharyngeal/oropharynx (swab/smear)
<p>Testing Method:</p> <p><input type="radio"/> Nucleic acid amplification test (NAAT)</p> <ul style="list-style-type: none">● PCR - Polymerase chain reaction (RT-)PCR - Reverse transcription PCR (real-time (RT-)PCR/Q-PCR/Fluorescence-PCR/Multiplex-PCR)● LAMP - Loop-mediated isothermal amplification (LAMP/RT-LAMP)● TMA - Transcription Mediated Amplification● TRC - Transcription Reverse Transcription Concerted reaction● Smart Amp - Smart amplification process● NEAR - Nicking endonuclease amplification reaction (e.g) .ID-NOW● Next generation sequencing <p><input type="radio"/> Quantitative antigen test (CLEIA/ECLIA)</p>	<ul style="list-style-type: none">● Antigen test/test kit● Rapid antigen test/test kit● Antibody test/test kit
※Recommend in Japan as a sample/testing method for asymptomatic people.	※Not recommend in Japan as a sample/testing method for asymptomatic people.
<p>Sample collection must be done Within 72 hours before the departure time of the flight.</p> <p>※These requirements may be changed depending on infection status.</p>	

Testin numune alım tarihi, yolcunun biletindeki ilk çıkış noktasının tarifeli kalkış saatinden önceki 72 saat içerisinde olmak zorundadır. Şayet yolcu transit havalimanında, ülkeye giriş yapmaz ise testin geçerliliği devam etmektedir fakat yolcu transit havalimanında ülkeye giriş yaparsa, biletteki bir sonraki uçuşunun tarifeli kalkış saatinden önceki 72 saat baz alınacaktır.

6 yař altı yolcuların, ebeveynlerinin geerli PCR yahut ařı belgesi olması durumunda, belge ibrazına gerek yoktur.

PCR testi İngilizce yahut Japonca olmalıdır. Aksi takdirde yolcunun PCR testinin tercümesini de ibra etmesi zorunludur.

Yolcunun 3 doz ařısı yok ise ve yakın zamanda Covid-19 pozitif olup gerekli karantina süresini tamamlamış olmasına rağmen negatif test sonucu alamıyorsa, ařađıda örneđi bulunan, Japonya konsolosluklarından temin edilmiş ařađıdaki örnekteki gibi bir mektup ile sefere kabul edilebilir.

Letter of the Embassy of Japan in France

Sample

在フランス日本国大使館は、 氏（旅券番号 ）
については、当人から必要な情報を確認し、日本の権限ある当局か
ら了承を得た上で、当地を出発するまでに検査証明を取得すること
が困難な状況であることを確認する。

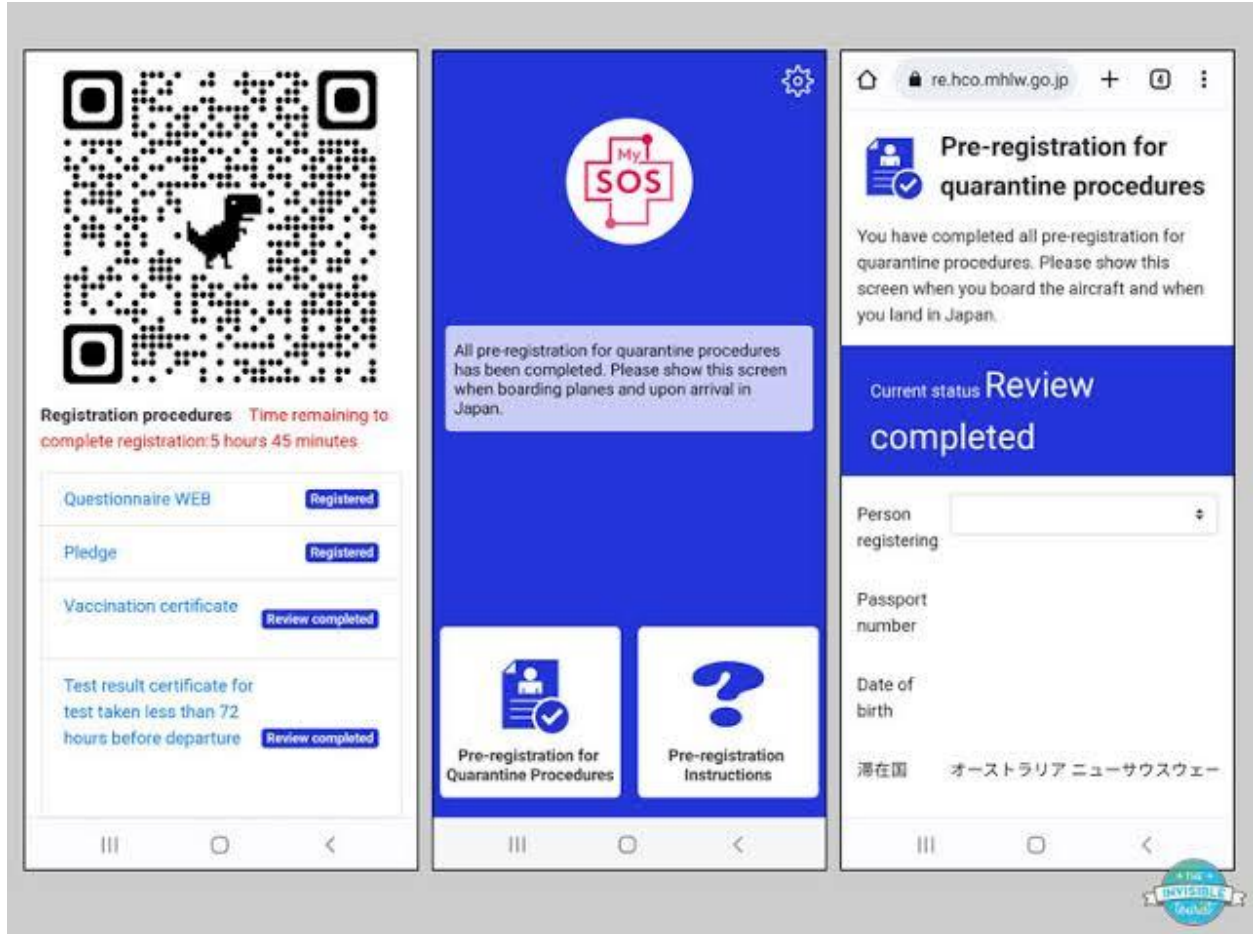
Embassy of Japan in France confirms that Ms. ,
(PASSPORT NO.) is in a situation where it is
difficult to obtain a certificate of a negative test result
of COVID-19 before the intended departure to enter into Japan,
after verifying the necessary information from the person,
with the approval of the competent authorities in Japan.

August 2022

在フランス日本国大使館

MYSOS UYGULAMASI HAKKINDA

Mysos uygulamasını kurup seferden önce Japonya karantina yetkilileri tarafından PCR yahut aşı belgesi için onay almış (uygulamada mavi ekranı bulunan) yolcuların, gösterdikleri uygulamadaki belgelerin kontrolü ve onayı hususunda;



Yukarıda görülen ekran örneklerinden, yolcunun çoktan konfirme almış olduğunu kanıtlayan ortada bulunan mavi ekranın sol alt bölümündeki “pre-registration for quarantine procedures” butonuna

tıklanarak açılan yeni sekmeden;

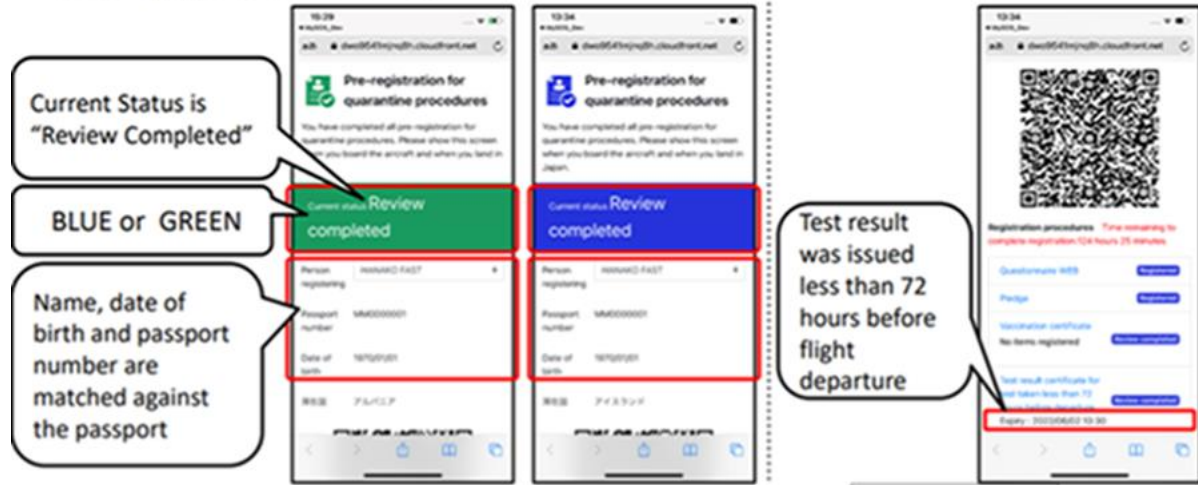
 Notice from the Office of Quarantine Station Management, MHLW

○ **Check the status of Test result** when the progress is shown in **BLUE or GREEN**

Airlines are to check below on the screen and proceed to check-in.

1. Current Status shows "Review Completed"
2. The screen is colored in BLUE or GREEN
3. Name, date of birth and passport number are matched against the passport
4. Test result was issued less than 72 hours before flight departure.

In this case, on-line authorization of test result is already completed at Quarantine document Center
Airlines do not need to ask passenger to show the actual vaccination certificate and the actual test result in paper or in PDF format.



Yolcunun pasaport bilgileri ve "expiry" yazan son kullanım tarihi (uçuş kalkış saati ile karşılaştırılarak) kontrol edilmelidir.

Şayet yolcunun pasaport bilgileri, uygulamadaki bilgilerle eşleşiyorsa ve onay alınan belgelerin son kullanım tarihi hala geçmediyse, yolcuya ilave test yahut aşı belgesi sorulmadan uçuşa kabul edilmesinde hiçbir sakınca yoktur.

İlave olarak, bilhassa İstanbul Havalimanında sıkça karşılaşılan, yolcuların MYSOS uygulaması yerine, uygulamadan alınan ekran görüntüleri ile kapıya müracaat etmeleri durumunda, şayet yolcuların tüm ekran görüntüleri mevcut ise bilgilerin karşılaştırılması gerekmekte, fakat sadece ve sadece mavi ekran görüntüsü (QR ekranı olmadan) sunulsa dahi, uçuşa kabul edilmesinde sakınca bulunmamaktadır. Saygılarımla

Dear Agency,

As of 11 October 2022, TIMATIC VISA rules apply.

(Since the timatic update hasn't happened yet, you can check the list and link below.)

[Exemption of Visa \(Short-Term Stay\) | Ministry of Foreign Affairs of Japan \(mofa.go.jp\)](#)

68 Countries and Regions for Visa Exemptions

Asia	Europe
Brunei (14 days)	Andorra
Indonesia (Note 1)	Austria (Note 6)
Malaysia (Note 2)	Belgium
Republic of Korea	Bulgaria
Singapore	Croatia
Thailand (Note 2) (15 days)	Cyprus
Hong Kong (Note 3)	Czech Republic

68 Countries and Regions for Visa Exemptions

Asia	Europe
Macao (Note 4)	Denmark
Taiwan	Estonia
North America	Finland
Canada	North Macedonia
United States	France
Latin America and the Caribbean	Germany (Note 6)
Argentina	Greece
Bahamas	Hungary

68 Countries and Regions for Visa Exemptions

Asia	Europe
Barbados (Note 5)	Iceland
Chile	Ireland (Note 6)
Costa Rica	Italy
Dominican Republic	Latvia
El Salvador	Liechtenstein (Note 6)
Guatemala	Lithuania
Honduras	Luxembourg
Mexico (Note 6)	Malta

68 Countries and Regions for Visa Exemptions

Asia	Europe
Surinam	Monaco
Uruguay	Netherlands
Oceania	Norway
Australia	Poland
New Zealand	Portugal
Middle East	Romania
Israel	San Marino
Turkey (Note 5)	Serbia (Note 2)

68 Countries and Regions for Visa Exemptions

Asia	Europe
United Arab Emirates (Note 7)	Slovakia
Africa	Slovenia
Lesotho (Note 5)	Spain
Mauritius	Sweden
Tunisia	Switzerland (Note 6)
	United Kingdom (Note 6)

As of TK198/11oct 2022 arrival, Passengers with *3does of vaccination can travel to Japan without PCR test.

- PAX must be able to show certification in Japanese or English(Otherwise, must be translated).
- Certification must be issued from governmental authority/organization.

- Pax must notify the certificates of all 3 doses.
- There is no expiration date of 3rd dose until a further notice.
- If PAX can not show vaccination cert, **PCR test is mandatory.**

These are Counted as 2dose with 1shot

JCOVDEN (JANSSEN)
CONVIDECIA (CANSINO BIOLOGICS)

For 3rd dose

COMIRNATY (PHIZER – BIONTECH – FOSUN PHARMA)
SPIKEVAX (MODERNA)
VAXZEVRIA (ASTRAZENECA)
COVIDSHIELD (SERUM INSTITUTE OF INDIA)
COVAXIN (BHARAT BIOTECH)
NUVAXOVID (NOVAVAX)
COVAVAX (SERUM INSTUTE OF INDIA)
COVILO (SINOPHARM / BEIJING INSTITUTE OF BIO. PROD.)
CORONAVAC (SINOVAC)

PCR TEST

The rules of PCR tests to be able to enter to Japan are listed as;

- 1- Passenger's personal information must be written on the test,

1.NAME

2.Date of Birth

3.The method of taking sample (Must be written as one of following chart)

4. TESTING METHOD

5. RESULT

6. SAMPLE TAKEN DATE&TIME

7. CERTIFICATE Issuing DATE

8. NAME OF TESTING AUTHORITY

2- The method of taking sample for the PCR test (it must be either **nasopharyngeal swab** or **saliva** or **nasopharyngeal and oropharyngeal swab** but although sample is taken with these methods, if it's written that there is another unaccepted method is used, test becomes invalid) PCR test of passengers coming from Bangladesh and Brunei are excluded.

Before 1 July 2021, if PCR tests had "**oropharyngeal swab**" statement were invalid but starting from 1 Jul 21, **nasopharyngeal and oropharyngeal swab** statements (only combined) will be accepted.

Please check following chart



Requirements for Certificate of Testing for Entering Japan

※Only test certificates which show the results of the test using valid samples and testing methods below are valid.

Valid	Invalid
<p>Sample:</p> <ul style="list-style-type: none"> ● Nasopharyngeal/Nasopharynx/NP (Swab/smear) ● Rhinopharyngeal/Rhinopharynx (Swab/smear) ● Nasal Swab <ul style="list-style-type: none"> ※Nasal Swab is valid when the test method is NAAT. (Anterior nasal/nares) ● (Deep throat)Saliva sample ● Nasopharyngeal (※) (and /, /+) oropharyngeal(throat) (swab /smear)/NP&OP (Naso and oropharyngeal/Rhino and oropharyngeal/oro and nasopharyngeal (※)) (※) Nasopharyngeal/Nasopharynx/Rhinopharyngeal/Rhinopharynx 	<ul style="list-style-type: none"> ● Oral (swab/smear) ● Throat (swab/smear) ● Gargle Water ● Mixture of sample “A” and “B” “A” and “B” show all types of sample(except nasopharyngeal and oropharyngeal(swab/smear)). <p><Example></p> <ul style="list-style-type: none"> ➢ Nasal and throat (swab/smear) ➢ Pharyngeal and nasal (swab/smear) ➢ Nasal and oropharyngeal/oropharynx (swab/smear)
<p>Testing Method:</p> <p><input type="radio"/> Nucleic acid amplification test (NAAT)</p> <ul style="list-style-type: none"> ● PCR - Polymerase chain reaction (RT-)PCR - Reverse transcription PCR (real-time (RT-)PCR/Q-PCR/Fluorescence-PCR/Multiplex-PCR) ● LAMP - Loop-mediated isothermal amplification (LAMP/RT-LAMP) ● TMA - Transcription Mediated Amplification ● TRC - Transcription Reverse Transcription Concerted reaction ● Smart Amp - Smart amplification process ● NEAR - Nicking endonuclease amplification reaction (e.g) . ID-NOW ● Next generation sequencing <p><input type="radio"/> Quantitative antigen test (CLEIA/ECLIA)</p>	<ul style="list-style-type: none"> ● Antigen test/test kit ● Rapid antigen test/test kit ● Antibody test/test kit
<p>※Recommend in Japan as a sample/testing method for asymptomatic people.</p>	<p>※Not recommend in Japan as a sample/testing method for asymptomatic people.</p>

Sample collection must be done Within 72 hours before the departure time of the flight.

※These requirements may be changed depending on infection status.

3- The date of test result and the **date and time of sample taking** (sample taking time must be within the 72 hours of the flight from first embarkation point) (if the test has been taken within 2 calendar days before flight, sample taken time-hour- is not obligated since it is definitely within 72 hours) If the passenger got the test at the same day of the flight but the flight is either delayed or cancelled, test validity can be extended up to 96 hours.

4- PCR tests must be in Japanese or English. If there is a test in any other language, translation must be also attached.

5- If passenger have got Positive before FLT and is difficult to get Negative certification after proper quarantine, their PCR certification requirement may be exempted with letter from embassy.

Letter of the Embassy of Japan in France

Sample

在フランス日本国大使館は、 氏（旅券番号 ）
については、当人から必要な情報を確認し、日本の権限ある当局か
ら了承を得た上で、当地を出発するまでに検査証明を取得すること
が困難な状況であることを確認する。

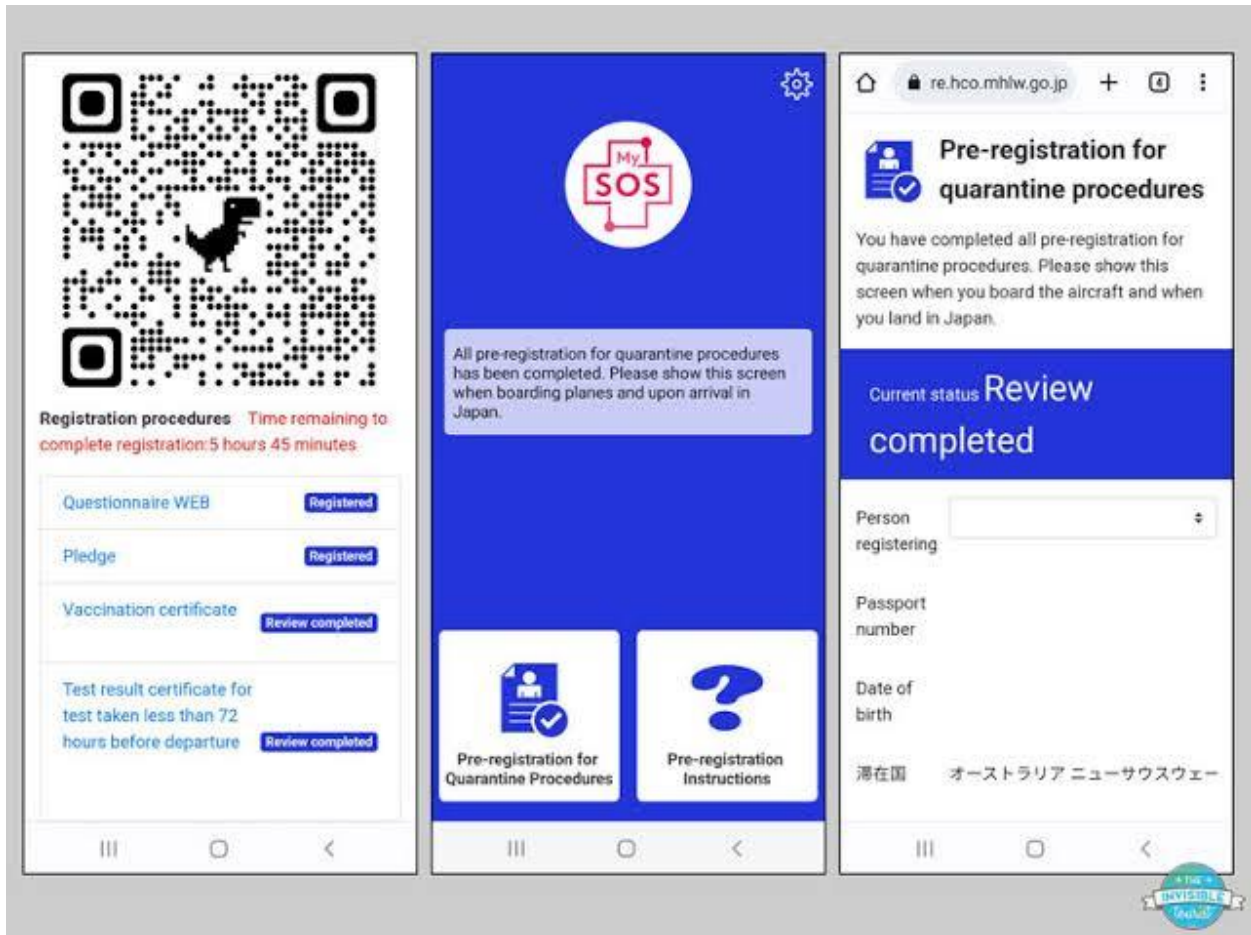
Embassy of Japan in France confirms that Ms.
(PASSPORT NO.) is in a situation where it is
difficult to obtain a certificate of a negative test result
of COVID-19 before the intended departure to enter into Japan,
after verifying the necessary information from the person,
with the approval of the competent authorities in Japan.

August 2022

在フランス日本国大使館

ABOUT THE MYSOS APPLICATION PROCESS

For the passengers, already downloaded and got confirmation from the Japanese quarantine authorities about their PCR tests or vaccination documents, application check at the counter or boarding gate will be executed as;



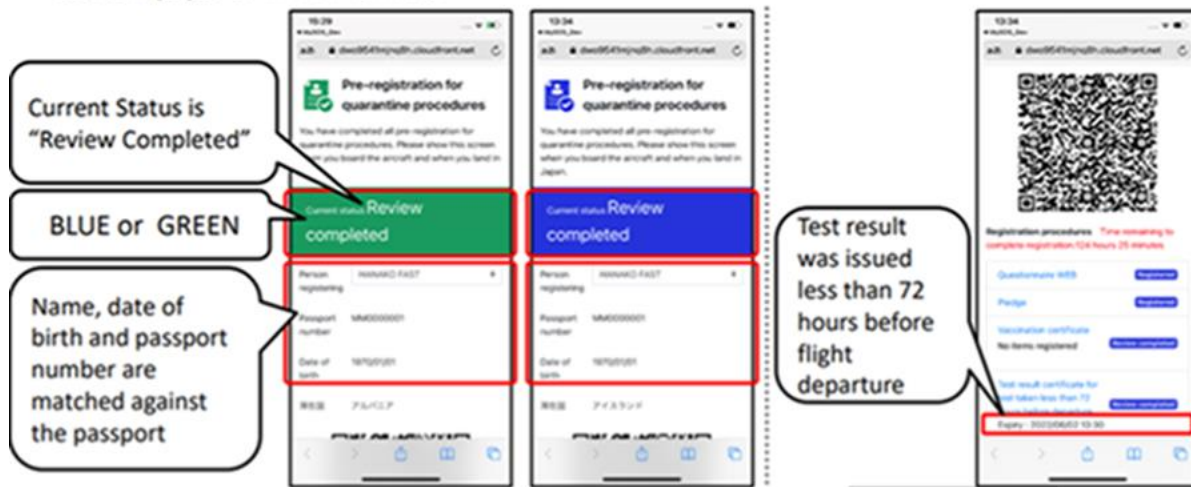
From the MYSOS application screen above, “pre-registration for quarantine process” button must be clicked and open the screen above;

○ Check the status of Test result when the progress is shown in **BLUE or GREEN**

Airlines are to check below on the screen and proceed to check-in.

1. Current Status shows "Review Completed"
2. The screen is colored in BLUE or GREEN
3. Name, date of birth and passport number are matched against the passport
4. Test result was issued less than 72 hours before flight departure.

In this case, on-line authorization of test result is already completed at Quarantine document Center
Airlines do not need to ask passenger to show the actual vaccination certificate and the actual test result in paper or in PDF format.



As it's explained on the screen above; the data should be matched with the passport of the passenger, and from the expiry date/time below, it should be checked with the scheduled departure time of the first flight on the ticket.

As it's confirmed with the quarantine authorities, the common problem we experience, specially at IST airport, if the passenger apply to the counter or gate with not the application as downloaded but with the screen shots, they can be accepted to flight without hesitation. Even in such cases where the passenger only took the screen shot of the blue screen but not the QR code, they can be accepted to the flight without further check.

Best regards